

# GOLF UTILITY CARS





**THE EASY CHOICE™**  
**WHEN POWER, PERFORMANCE,**  
**VERSATILITY AND COMFORT MATTER.**



**UMAX®**

#### **CONTENTS**

THE HISTORY OF YAMAHA GOLF CAR.....	4 - 5
WHY YAMAHA IS THE EASY CHOICE™ .....	6 - 9
UMAX® .....	10 - 11
UMAX RALLY®.....	12 - 13
UMAX RALLY <sup>2+2</sup> ™ .....	14 - 15
UMAX BISTRO®.....	16 - 17
UMAX® RANGE PICKER.....	18 - 19
UMAX COLORS .....	20 - 21
YAMAHA GENUINE PARTS AND ACCESSORIES ..	22 - 41
YAMALUBE® QUALITY CARE PRODUCTS .....	42 - 45
SPECIFICATIONS .....	46 - 50



1975

**YG-292 MODEL GOLF CAR**  
Yamaha's first golf car. This powerful unit was compact and lightweight, and served as the bedrock for more things to come.

1985

**G-2 MODEL GOLF CAR**  
The first golf car to feature a 4-stroke, overhead valve engine and an injection-molded, plastic front and rear body.

1996

**G-19 MODEL (ULTIMA) GOLF CAR**  
Our first 48-volt electric golf car featured innovative roll-away safety protection and regenerative braking.

2006

**YDR (THE DRIVE®) PERSONAL TRANSPORTATION VEHICLE**  
The DRIVE was introduced to the world with striking new features designed to radically change people's perception of the golf car.

2016

**DRIVE<sup>2</sup> GOLF CAR**  
The Drive<sup>2</sup> lineup brought forward all the best features from The DRIVE but also introduced QuietTech EFI – a gas car that's almost as quiet as an electric. Additionally, QuietTech EFI included the first Independent Rear Suspension ever to be built on a golf car.

2018

**UMAX & UMAX RALLY LIGHT UTILITY VEHICLES**  
The UMAX lineup combined the best features of Yamaha's motorsport legacy to create a game-changing utility vehicle line. Building on that line, the UMAX Rally was added to the family, providing a lifted, pre-accessorized version of the already successful UMAX.

2019

**UMAX RALLY<sup>2</sup> LIGHT UTILITY VEHICLE**  
Expanding on the innovative UMAX launch, the UMAX Rally<sup>2</sup> was added to the lineup featuring lifted suspension, 23" all-terrain tires, Yamaha Genuine wide fender flares and front brush guard and a standard convertible rear-facing seat for more loved ones or more cargo.

# A HISTORY *of* MOVING DREAMS FORWARD

RELIABILITY

60+ YEARS


of experience building everything from golf cars to snowmobiles, making Yamaha one of the most recognized and respected brands in the world.

With Yamaha, every challenge is an opportunity for adventure. Snowmobiles, generators, scooters, ATVs, personal watercraft vehicles and more.


With such a long history of success in a variety of industries, you can trust Yamaha to continue innovating with new technology that creates unforgettable moments in the lives of our customers.



MOTORCYCLES



WAVERUNNERS®



ALL-TERRAIN VEHICLES



SNOWMOBILES




BOATS



MARINE ENGINES



GENERATORS



RECREATIONAL VEHICLES





All the power of Yamaha  
**ENGINEERED INTO A CAR**

At Yamaha, we continually strive to innovate and design for the modern professional—and this time, we’ve taken the best of power, performance, and comfort, and infused it from the core out. Introducing UMAX. We’ve thought of everything you could want or need in a premium golf utility car.



**EVEN BETTER**  
INNOVATIVE TOP

**NEW**  
LUXURIOUS  
BUCKET SEATS

**NEW**  
SIDE-FILL GAS TANK

**EVEN BETTER**  
LARGER UTILITY BED

**NEW**  
ONE-HANDED TAILGATE  
FOR EASY ACCESS

**EVEN BETTER**  
DUMP BED LOCK

**NEW**  
ADDITIONAL STORAGE  
(IN BETWEEN SEATS)

**NEW**  
REDESIGNED  
AUTOMOTIVE-STYLE DASH  
WITH DUAL USB PORTS

**STILL THE BEST**  
STORAGE BIN WITH A  
NO-SLIP MAT

**STILL THE BEST**  
EASY ACCESS ENGINE  
COMPARTMENT

**NEW**  
BRAKES AND ACCELERATOR PEDALS

**NEW**  
FOUR-WHEEL BRAKES  
(UMAX TWO MODEL ONLY)

**NEW**  
UNDER-HOOD STORAGE  
COMPARTMENT

**STILL THE BEST**  
PREMIUM LED HEADLIGHTS

**EVEN BETTER**  
COLOR OPTIONS

**EVEN BETTER**  
LARGE 20" TIRES FOR  
RUGGED TERRAIN



# A CAR FOR EVERY CHALLENGE



## UMAX TWO

Just as strong, resourceful, and reliable as the UMAX One, but additionally equipped with an even more substantial cargo bed. Measuring in at 41" long, 46" wide, and 12" deep, your maintenance team will have even more volume to work with.

## UMAX RANGE PICKER

Outfitted with a strong diamond-webbed steel cage and an impact-resistant front windshield, discover the same Range Picker you already know and love—but this time, with an upgraded 402cc engine for premium torque and power.

## UMAX ONE

With six color options, luxurious bucket seats, an under-hood storage compartment, and large 20" tires, you can see the difference when power, performance, versatility, and comfort matter.

## UMAX BISTRO

Servicing your customers is now easier than ever with our fully-redesigned UMAX Bistro featuring a four-lid ice chest, a sliding snack tray, and an optional coffee cambro, your guests will always have everything they need. We've also enhanced the shopping experience with slanted shelves equipped for displaying snacks and merchandise of your choice.



# All the features A HARD WORKING professional could WANT



With six color options, four-wheel brakes\*, luxurious bucket seats, an under-hood storage compartment, and large 20" tires, all with the quietness of a golf car, you can see the difference when power, performance, versatility, and comfort matter.



## EASY ACCESS ENGINE COMPARTMENT

Comfortably reach the engine compartment without having to remove the dump bed.



## EFFORTLESS DUMP BED LOCK

Easily unlock the dump bed for unloading.



## LUXURIOUS BUCKET SEATS



Derived from our award-winning Viking® Side-by-Side, you can enjoy a comfortable ride with support that will last your entire work day.



## LARGER UTILITY BED

Your maintenance team will have more volume than ever before to get the job done with a capacity of 10.4 cu. ft. in our UMAX One. For larger jobs, our UMAX Two has even more capacity with 12.9 cu. ft.

## MODERN COLORS



## UNDER-HOOD STORAGE COMPARTMENT

House all of your necessities in a sizable storage area, designed for convenience and effortless accessibility.



## EASY ONE-HAND TAILGATE RELEASE

Swiftly open and close the tailgate.



## CONVENIENT SIDE-FILL GAS TANK

Makes for a quick, efficient fill-up.



## INNOVATIVE TOP

Keep safety a priority with this protective and advanced top layer.



## AUTOMOTIVE-STYLE DASH

Completely redesigned for the modern professional with dual USB ports.



# All the power of Yamaha ENGINEERED into a car

**UMAX** | **RALLY**

The new UMAX Rally features a lifted suspension, 23" tires wrapped around 12" V-window wheels, and is complete with a Yamaha Genuine front brush guard and wide fender flares. From the course to the varying terrain of resort grounds, the UMAX Rally goes where no other Light Utility Vehicle can, making it yet another reason why Yamaha is The Easy Choice.™



## UNDER-HOOD STORAGE COMPARTMENT

House all of your necessities in a sizable storage area, designed for convenience and easy accessibility.



## EFFORTLESS DUMP BED

Swiftly open and close the tailgate and unlock the dump bed with one hand.



## ULTIMATE PROTECTION


Equipped with a Yamaha Genuine Brush Guard, objects large and small don't stand in the way.



## SIZABLE UTILITY BED

Your maintenance team will have more volume than ever before to get the job done with a capacity of 10.4 cu. ft. in our UMAX One. For larger jobs, our UMAX Two has even more capacity with 12.9 cu. ft.

## MODERN COLORS



## GRITTY TIRES

Large 23" all-terrain tires that are ready for any environment.



## INCREASED GROUND CLEARANCE

No need to worry about getting stuck with 6" of clearance.



## CONVENIENT SIDE-FILL GAS TANK

Makes for a quick, efficient fill-up.



## ELEMENT TOUGH

Keep dry through the harshest terrain with Yamaha Genuine fender flares.



## AUTOMOTIVE-STYLE DASH

Completely redesigned for the modern professional with dual USB ports.



Always **FIT** what you need  
to get the **JOB DONE**

**UMAX** | **RALLY<sup>2+2</sup>**

The work day itinerary is set: cutting holes and watering green complexes in the morning, clearing debris in the afternoon, and hauling in tee markers and flag sticks before calling it a day. With 250 lbs. of carrying capacity, plenty of storage, and an edgy design, the UMAX Rally<sup>2+2</sup> fits every job you can throw at it.



#### FITS YOUR LIFE

Effortlessly accomplish any job with 250 lbs. of cargo capacity ready to hold everything from watering tanks and heavy debris to hoses, tee markers, flag sticks, and more.



#### INCREASED GROUND CLEARANCE

No need to worry about getting stuck with 6" of clearance.



#### ULTIMATE PROTECTION

Equipped with a Yamaha Genuine Brush Guard, nothing stands in its way.



#### UNDER-HOOD STORAGE COMPARTMENT

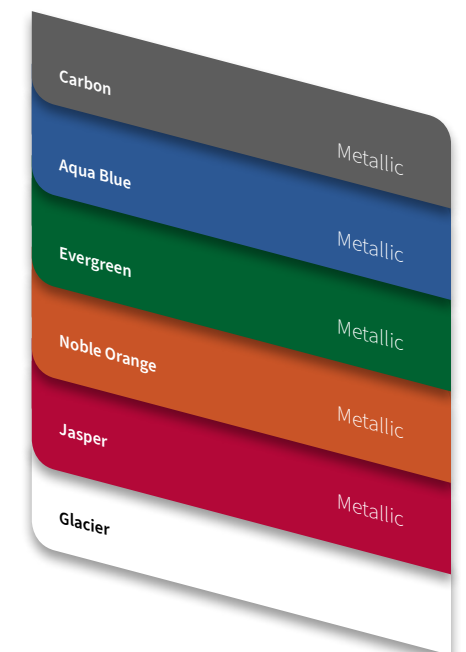
Designed for convenience and effortless accessibility.



#### ELEMENT TOUGH

Keep dry through the harshest terrain with Yamaha Genuine fender flares.

#### MODERN COLORS



#### HOLDS IT ALL

Perfect for extra grounds equipment like tee markers, flags, light landscaping equipment and more.

WITH 23" TIRES, FLIP DOWN, REAR FACING SEATS, YAMAHA GENUINE BRUSH GUARD, FENDER FLARES, AND 2" LIFT KIT,

**YOU CAN TACKLE ANY JOB.**



# A complete MOBILE SALES profit CENTER

## UMAX BISTRO

Servicing your customers is now easier than ever with our fully redesigned UMAX Bistro. Featuring a four-lid ice chest, a sliding snack tray, and an optional coffee cambro, your guests will have easy access to the refreshments they need, any time. We've also enhanced the entire shopping experience with slanted shelves perfectly equipped for displaying merchandise of your choice.




### ADDITIONAL REAR SHELF

Easily prepare drinks with the newly added rear shelf.



### SLIDING SNACK TRAY

Enjoy a specially designed space in your cooler for snacks that need to stay dry and chilled.



### OPTIONAL COFFEE CAMBRO

Keep up to 2.5 gallons of beverage perfectly hot or cold for your guests.



### DISPLAY CASE

We've enhanced the entire shopping experience with slanted shelves perfectly equipped for displaying a variety of snacks and merchandise of your choice.



### MENU BOARDS

Two menu boards to display your specials of the day with a removable whiteboard design.



### FOUR-LID ICE CHEST

With four separate coolers, you won't have to sacrifice counter space as you reach for drinks, snacks, and other refreshments.




### OPTIONAL POTABLE ICE CHEST WITH ICE SCOOP

Keep fresh ice on hand for when your guests need to cool down.



### LOCKABLE AND REMOVABLE CASH DRAWER

Seamlessly integrated into the display cabinet, our solid steel cash drawer can be locked or easily removed.



### OPTIONAL FRONT STRUT-MOUNTED CUP DISPENSER

Accommodates most conventional 6-10 oz. cups.





Get the job done with  
**RELIABLE POWER**  
and **PROTECTION**

**UMAX  
RANGE  
PICKER**

Outfitted with a strong diamond-webbed steel cage and an impact-resistant front windshield, discover the same Range Picker you already know and love—but this time, with an upgraded 402cc engine for premium torque and power.



\*Equipped with Yamaha Genuine Range Cage and Ball Picker Mount Kit. Ball Pickers shown not included.



**POWERFUL  
402cc ENGINE**

Built to be strong, reliable, and resilient, even for your toughest job of the day.



**LARGER  
UTILITY BED**

Your maintenance team will have more volume than ever before to get the job done with a capacity of 10.4 cu. ft. in our UMAX One. For larger jobs, our UMAX Two has even more capacity with 12.9 cu. ft.



**IMPACT-RESISTANT  
FRONT WINDSHIELD**

Work in confidence with a sturdy, durable polycarbonate windshield.



**DIAMOND-WEBBED  
STEEL CAGE**

Work comfortably with this heavy-duty, protective steel layer.





**MICA**  
Metallic



**AQUA BLUE**  
Metallic



**EVERGREEN**  
Metallic



**NOBLE ORANGE**  
Metallic



**JASPER**  
Metallic



**GLACIER**

**CUSTOMIZE  
YOUR UMAX  
WITH  
VIBRANT  
COLORS**







# DON'T EXPECT IT. DEMAND IT!®

When it comes to your new Yamaha golf car, using Yamaha Genuine Parts and Accessories ensures they run the same as day one. In fact, the same team of engineers that designed your Yamaha golf car worked hand-in-hand with Yamaha product planners to guarantee our accessories look right, fit right and perform right.

Advanced research and state-of-the-art materials are the keys to making your vehicle look and perform like only a Yamaha can. We continually subject our parts and accessories to stringent testing, specifically designed to evaluate all aspects of functionality, durability and safety, giving you peace of mind from worrying about inferior aftermarket parts.

Whether on the green, out on the farm, across campus, or around the construction site ... **Don't Expect It. Demand It!**

*All Yamaha Genuine Parts and Accessories have a three-year limited warranty.*



Watch for the "Must Have" logo throughout the catalog. This symbol indicates essential, engineer-picked accessories that are key to building the ultimate Yamaha vehicle.

**PARTS AND ACCESSORIES ▶**



FUSIONFIT™ ACCESSORY SYSTEM



Yamaha's exclusive FusionFit™ Bed Attachment Kit is the base that will keep your rakes, shovels, edgers, trimmers, and other long-handled tools always at-the-ready; our accessory designers and engineers worked with our motorsport teams to create precise integrations that guarantee the unique fitment your Yamaha deserves.

Using CAD modeling, FusionFit features meticulous mounting points per unit per accessory that ensures the most accurate installation system possible. FusionFit allows for the tightest tolerances that are unmatched and impossible to replicate with aftermarket products.



UMAX FusionFit™ Bed Attachment Kit

Our FusionFit Bed Attachment Kit will help keep your rakes, shovels, guns, bows, and other long-handled tools always at-the-ready. Yamaha's FusionFit accessory system provides a tool-less design that allows you to "click and go" with only a quarter turn. An integrated padlock slot gives you the option to easily secure your cargo and go. Fits 2019-2020 UMAX One/Two, UMAX One/Two Rally, UMAX Range Picker, and UMAX One/Two with Hard Cab models. Sold in pairs.

J0G-F34A0-V0-00 | \$49.99

**NOTE:** Requires use of the separately sold ATV TEK V-GRIP™ or ATV TEK FLEXGRIP™ (both are available in singles and doubles). Visit ShopYamaha.com to see all options and pricing.



ATV TEK V-GRIP™

The ATV TEK V-GRIP offers a true custom fit for what ever tool you find yourself needing to carry. With effortless installation, unmatched versatility, and a rock solid mounting base, the V-GRIP design isolates recoil and vibration ensuring your tools stay where you put them. Single kit includes (2) grips, (2) mounting bases, (2) rubber snubbers, and all necessary hardware. Fits with UMAX FusionFit bed attachment (double kits contains double the amount of hardware).

V-GRIP SINGLE  
ABA-VFG10-00-00 | \$34.99

V-GRIP DOUBLE  
ABA-VFG20-00-00 | \$59.99



ATV TEK FLEXGRIP™ PRO

The ATV TEK FLEXGRIP PRO provides an additional 16" of side-to-side (8" per side), horizontal adjustment and offers a true, custom fit with increasing rigidity for whatever tool you find yourself needing to carry. Finger-adjustable knobs allow for quick, tool-free adjustments on the fly. Single kit includes (2) grips, (2) mounting bases, (2) rubber snubbers, and all necessary hardware. Fits with UMAX FusionFit bed attachment (double kits contains double the amount of hardware).

FLEXGRIP PRO SINGLE  
ABA-FFG10-00-00 | \$39.99

FLEXGRIP PRO DOUBLE  
ABA-FFG20-00-00 | \$69.99

AUDIO



Bluetooth® Audio Controller

Make your sound system just as easy to control in your Yamaha as it is in your family car with our Bluetooth® Audio Controller that allows you to change songs, adjust volume, and pause/play. Pairs perfectly with the MA100 Speaker/Amp Package (GCA-MA100-00-00)—sold separately. Universal fit for most golf cars.

SBT-BTVC0-00-14 | \$110.99

**NOTE:** Requires audio source.



Overhead AM/FM Bluetooth® Stereo

Instead of playing music through your cellphone speakers, enjoy your favorite tunes through our Overhead AM/FM Bluetooth® Stereo that can withstand the harshest conditions, takes up none of your car space, and gives you impeccable sound quality. Requires UMAX Sun Top, sold separately. Fits all 2019-2020 UMAX and UMAX Rally models.

J0G-H81C0-V0-00 | \$649.99

**NOTE:** For the UMAX Rally 2+2 models, modification required.



MA100 Speaker/Amp Package

Kick your sound game up a notch by adding this MA100 Speaker/Amp Package to your Yamaha. Amplify your favorite songs from basic to banging with this salt and corrosion-resistant system that will keep the entertainment going as you cruise. Universal fit for most golf cars, boats, side-by-sides, and other 12-volt applications.

GCA-MA100-10-00 | \$119.99

COVERS



UMAX Storage Cover

Guard your UMAX from the elements during storage. We teamed up with Classic Accessories® to create the best storage cover tailored to perfectly fit your new UMAX. Fits 2019-2020 UMAX One, UMAX Range Picker, UMAX Two, UMAX One/Two Rally and UMAX One/Two with Hard Cab models.

J0G-F81A0-V0-00 | \$199.99

**PRO TIP!** The Storage Cover is non-branded so you can easily use it across most stock utility vehicles (fits universal 2-passenger utility vehicle size 125" L x 52" W x 68" H).



GOLF



UMAX Ball Picker Mount Kit

Easily connect the ball picker of your choice to the UMAX with this mount kit. Includes bracket (ball pickers shown not included). Works with : Range Mate™ and Range Servant™, Whittke, Deron, and Western Ball Pickers. Fits 2019-2020 UMAX One/Two models.

**J0G-F28M2-V0-00 | \$499.99**

**NOTE:** When added to UMAX models, the model is referred to as the UMAX Range Picker.



UMAX Range Cage

Keep protected while cleaning up the course with our high-quality constructed Range Cage that has the durability and security to ensure safety throughout any job. (Consists of four components. All sold separately. For complete Range Cage assembly, all four components are required.) Fits 2019-2020 UMAX One/Two and UMAX Range Picker.

<b>J0G-K7200-T0-00</b>	WINDSHIELD ASSY SOLID (SMOKE)		<b>\$159.99</b>
<b>J0G-K750A-T0-00</b>	EXPANDED METAL REAR PANEL		<b>\$279.99</b>
<b>J0G-K81C0-T0-00</b>	RANGE CAGE		<b>\$2,599.99</b>
<b>J0G-K84A0-V0-00</b>	SUNTOP KIT		<b>\$469.98</b>

LIGHTING AND ELECTRICAL



12v Accessory Plug and Receptacle Kit

Never be without power again with this corrosion-resistant, water-resistant, marine-grade constructed 12v Accessory Plug and Receptacle Kit. Fits any vehicle with a 12v DC power source. Requires installation.

COMPLETE KIT  
**ATV-12VPK-00-KT | \$44.99**

12v ACCESSORY PLUG ONLY  
**DBY-ACC56-00-85 | \$17.99**

12v ACCESSORY RECEPTACLE ONLY  
**ATV-12VPC-00-RC | \$21.99**

**NOTE:** Can be installed from the front using the included mounting plate, or from the rear using the locking ring.



Accessory Mount Clamps

These 1.5" clamps allow you to rigidly mount additional accessories or lighting, like the Bullet Accessory Lights (flood pattern (2HC-H4104-L0-00) and spot pattern (2HC-H4104-V0-00) are sold separately). Sold in pairs. Fits all 2019-2020 UMAX and UMAX Rally models, except the UMAX Bistro models.

**2HC-F34A0-V0-00 | \$51.99**

LIGHTING AND ELECTRICAL



HomeLink® Wireless Control System

We teamed up with Gentex®, the world's most widely trusted and used vehicle-based wireless remote control system, to bring you this two-button HomeLink® Wireless Control System—the ultimate user-friendly way to connect your UMAX to your home. Fits all 2019-2020 UMAX models and most golf cars, ATVs, Side-by-Sides, on-road and off-road motorcycles, marine, auto, commercial, and RV models.

**GCA-JC017-00-KT | \$149.99**



UMAX Multi-function Meter Kit

Built to integrate seamlessly with your UMAX's body lines, this gauge cleanly displays the time, speed, accumulated run-time, distances, and more. We teamed up with the renown Trail Tech® crew to create this multi-function meter kit specifically for your UMAX so you can always have your essential info at-the-ready. Fits all 2019-2020 UMAX and UMAX Rally models.

**J0G-H35H0-V0-00 | \$159.99**



USB Charge Socket (Set)

Allow players to conveniently charge devices on both sides of the vehicle, a win-win for drivers and passengers. Each USB socket can be easily installed in various locations on the UMAX. Fits all 2019-2020 UMAX and UMAX Rally models.

ELECTRIC CARS  
**GCA-J0C70-00-00 | \$109.99**

GAS CARS  
**GCA-J0A70-00-00 | \$85.99**

**NOTE:** Both electric and gas models include necessary voltage regulator. Uses factory mounts and plug-and-play harness. Requires fuse, sold separately.



Waterproof USB Dual Charge Port

Add the luxury of a Waterproof USB Dual Charge Port to your utility car, boat, ATV, Side-by-Side, motorcycle, or even automobile. The USB charge port uses the same mounting hole and connectors as the DC receptacle, making upgrading to USB a snap. Fits any vehicle with a 12v DC power source.

**GCA-JW970-00-00 | \$22.99**





## YAMAHA LIGHTS THE WAY

Nothing stays the best unless it evolves. What drives us?  
Our unwavering dedication to innovate the best for our customers.


Halogen lights are no longer as optimal as they once were. We recognized that and upgraded our standard so that our golf cars now come standard with LED headlights and an optional LED Backlit Yamaha Logo Light (pg. 15), for a brighter ride.

Our lights are more powerful than ever with exceptionally less drain on your batteries, and deliver double to triple the amount of visibility than our competitors, so you can enjoy riding confidently, even as the sun sets.

## MAXIMUM VISIBILITY


Minimum Energy Used

HALOGEN  
OLD INDUSTRY STANDARD



Dim, narrow light field.

LED  
NEW YAMAHA STANDARD



Bright, wide light field with long sight distance.

## THE UMAX LIGHT SYSTEM



LED FRONT LOGO



LED HEADLIGHTS



LED TURN SIGNALS



LED TAILLIGHTS



# THE NEXT GENERATION OF LIGHT KITS

The UMAX Premium Light Upgrade Kit and the UMAX Ultra-Premium Light Upgrade Kit will safely light your path and keep others informed about your travels. Both Premium and Ultra-Premium Light Upgrade Kits include Yamaha’s exclusive, new plug-and-play wiring harness that is fully expandable for further upgrades, such as turn signal indicators, side markers, and center high-mount stop/tail/turn lights.

- Plug-and-play installation
- Harness is weather-tight with sealed connectors
- Turn signal stalk incorporates the headlight off-low-high beam selector knob
- Adds high-beam functionality to factory LED headlights
- Turn signal handle integrated horn button
- Includes Yamaha’s exclusive LED taillights
- All Yamaha Upgrade Light Kits include all necessary mounting hardware and detailed instructions with pictures
- Fits all 2019- UMAX and UMAX Rally models



UMAX Premium Light Upgrade Kit

Features a plug-and-play upgradeable premium harness, all new phosphor coated chip-on-board (COB) module that features full-power flashing amber LED front turn signals, the all-new basic amber LED front turn signal chip-on-board (COB) module, LED taillight and brake lights, front and rear LED turn signals, four-way flasher, horn, and side reflex reflectors. Includes Yamaha’s exclusive, automotive-style, premium turn signal stalk that incorporates the headlight on/off switch, turn signal handle, and integrated horn button.

JOG-H43C0-T0-00 | \$499.99



UMAX Ultra-Premium Light Upgrade Kit

Features everything from the Premium Kit, in addition to the all-new waterproof/dust-proof premium white LED accent/amber LED front turn signal chip-on-board (COB) module with clear lens assembly.

JOG-H43C0-V0-00 | \$629.99



UMAX Headlight High/Low Switch

Add the option to switch between high- or low-beam front LED headlight with our Headlight High/Low Switch. With easy plug-and-play installation in the front dash panel, it will seamlessly match the factory headlight on/off switch. Fits all 2019-2020 UMAX and UMAX Rally models.

JOG-H25A0-V0-00 | \$21.99

**NOTE:** Will not work with Premium or Ultra-Premium Light Upgrade Kits.



Bullet Accessory Lights

Make visibility easier with these 2.5" accessory lights that make an invaluable addition when your headlights can't reach. Our 10w LEDs shine an extremely bright beam while drawing very little power. Their compact size makes them versatile and allows you to mount them to just about anywhere on your UMAX. Universal fit for most golf cars, boats, Side-by-Sides, and other 12-volt applications.

FLOOD

2HC-H4104-L0-00 | \$249.99

SPOT

2HC-H4104-V0-00 | \$249.99

**NOTE:** Accessory Mount Clamps (2HC-F34A0-V0-00) required for installation on Support Sunroof Top or Front Brush Guards, all sold separately.



UMAX Yamaha Backlit Logo

Give your UMAX an intimidatingly gritty edge that'll make a statement wherever you go. Easily connects to factory headlight for plug-and-play wiring. Fits all 2019-2020 UMAX and UMAX Rally models.

JOG-H4104-V0-00 | \$89.99

**NOTE:** Trimming of front grill required for installation.



UMAX Taillights

Increase the visibility of your UMAX when operating at night or in low-light conditions by adding these LED taillights. Fits all 2019-2020 UMAX and UMAX Rally models.

JOG-H4503-V0-00 | \$169.99

**NOTE:** Stop and turn signal functions require the Premium Upgrade Light Kit (JOG-H4503-T0-00) or the Ultra-Premium Upgrade Light Kit (JOG-H4503-S0-00), both sold separately. Taillights are included in both upgrade kits.



PROTECTION

Sport



Utility



UMAX Front Brush Guards

Venture on and off the trail with the added protection of one of our front brush guards that seamlessly integrates with the front profile of your UMAX. Additionally, protect the bold look of the grill, hood, and cowl longer. Fits all 2019-2020 UMAX and UMAX Rally models except for the UMAX Range Picker, and UMAX One/Two with Hard Cab.

- SPORT FRONT BRUSH GUARD  
JOG-F85F0-V0-00 | \$176.99
- UTILITY FRONT BRUSH GUARD  
JOG-F85F0-A0-00 | \$319.99
- UTILITY FRONT BRUSH GUARD WITH HEADLIGHT PROTECTION  
JOG-F85F0-B0-00 | \$399.99

**PRO TIP!** For even more protection from brush and debris, add the Rear Tubular Brush Guard (JOG-F85F0-S0-00) and Side Steps (JOG-F11E0-V0-00), both sold separately.



UMAX Rear Sheet Brush Guard

Give your UMAX's rear panels the ultimate protection from damage and debris while enhancing its rugged appeal. Fits 2019-2020 UMAX One EFI, UMAX (One) Range Picker, UMAX One Rally EFI and UMAX One with Hard Cab.

- JOG-F85F0-T0-00 | \$199.99
- PRO TIP!** Get all-around protection by adding the Front Brush Guard (JOG-F85F0-V0-00), sold separately.



UMAX Rear Tubular Brush Guard

Help prevent damage to your rear panels all while perfectly matching the body lines of your UMAX with our Rear Tubular Brush Guard. Fits 2019-2020 UMAX One EFI, UMAX (One) Range Picker, UMAX One Rally EFI and UMAX One with Hard Cab.

- JOG-F85F0-S0-00 | \$184.99
- PRO TIP!** Create the ultimate brush force field by adding the Front Brush Guard (JOG-F85F0-V0-00), sold separately.

PROTECTION



UMAX Rear Arm Skid Plate

Tackle rugged terrain with confidence after installing our Rear Arm Skid Plate to help guard against large rocks and other obstructive debris from harming your transaxle—all while perfecting your UMAX's tough styling. Fits all 2019-2020 UMAX and UMAX Rally models.

- JOG-F21A0-V0-00 | \$29.99



UMAX Side Steps

Experience easier ingress and egress while adding protection for on and off course ventures. Designed to seamlessly integrate with the underside of the footrest and protect the side sill all while complementing the UMAX's look. Does not fit UMAX Rally models or vehicles with oversized tires.

- JOG-F11E0-V0-00 | \$259.99
- PRO TIP!** Pairs perfectly with the Rear Tubular Brush Guard (JOG-F85F0-S0-00) and Front Brush Guard (JOG-F85F0-V0-00), both sold separately.



UMAX Fender Flares

Guard yourself and your UMAX from even more debris with our wide, off-road, four-piece fender flare kit designed and engineered to perfectly match your Yamaha in every way.

- Fits all 2019-2020 UMAX Two, UMAX Bistro, and UMAX Rally models - DeFender (Wide)  
JOG-F15E0-T0-00 | \$199.99
- Fits all 2019-2020 UMAX and UMAX Rally models-DeFender Jr. (Narrow) (Inset)  
JOG-F15E0-V0-00 | \$149.99

**NOTE:** Use of 23" tall tires requires 20mm lift.



UMAX Cargo Bed Mat

Keep your cargo bed in "fresh out of the box" condition with our wear-resistant, durable Cargo Bed Mat. Made from a proprietary 10mm-thick, reinforced, engineered rubber that slows bed wear as it reduces noise and resonance when transporting cargo. Also, the mat's rough-and-tough styling perfectly matches your UMAX's look while the aggressive lug pattern helps prevent cargo from sliding. Fits all 2019-2020 UMAX, UMAX Rally, and UMAX Ranger Picker models.

- JOG-F7302-V0-00 | \$119.99
- NOTE:** Fits UMAX Two models as is. Cutting of mat required to fit UMAX One EFI models.



## SERVICE



### BFS™ Battery Watering System

Maximize the battery life of your Yamaha by using the BFS™ Battery Watering System that'll make routine maintenance a breeze. Low water levels in lead acid batteries are the primary cause of shortened battery life. Using a watering system saves time and money by filling the batteries simultaneously, providing a safer environment by reducing operators' exposure to battery acid. This accessory also improves battery life and overall performance. Fits 2019- UMAX Two AC and UMAX Rally Two AC models. (For your correct kit, verify your battery type (MFG/MDL).

SIX 8-VOLT TROJAN T875  
**GCA-JW286-30-00 | \$159.99**

EIGHT 6-VOLT TROJAN T105  
**GCA-JW286-40-00 | \$159.99**

**NOTE:** Requires Gravity Tank (GCA-JW286-00-23), sold separately.



### Deionizer

Increase your UMAX's battery life and run time by using our Deionizer system—a cost-effective, effortless way to purify the water used for battery watering. Prevent the build-up of impurities over time with this simple addition to your routine service, and it'll make a substantial impact on your battery life. For use with Pro-Fill® by Flow-Rite® Regulated Hose Supply (sold separately).

1 DEIONIZER  
**JN6-DEION-IZ-ER | \$469.99**

2 REPLACEMENT PARTS - 600 REPLACEMENT CARTRIDGE  
**JN6-DEION-RP-LC | \$169.99**



### Pro-Fill® Regulated Water Supply Hose

If you plan to use your Battery Watering System (GCA-JW286-30-00) —sold separately—to fill multiple golf cars in a quick succession, our Pro-Fill® Regulated Water Supply Hose is the perfect solution. For use with Pro-Fill® by Flow-Rite® or Trojan® HydroLink® watering systems

**GCA-JW281-00-00 | \$134.99**

## SERVICE



### BFS™ Gravity Tank

Use the BFS™ Gravity Tank to add water to your Battery Watering System (GCA-JW286-30-00 or GCA-JW286-40-00)—sold separately—using the power of gravity versus manually pumping the water into the system. For use on BFS™ by Battery Watering Technologies systems.

**GCA-JW286-00-23 | \$63.99**

**NOTE:** No Deionizer needed with this.





### Pro-Fill® Hand Pump

Manually add water to your Battery Watering System (GCA-JW286-30-00) —sold separately—with this Pro-Fill® Hand Pump. For use with Pro-Fill® by Flow-Rite® or Trojan® HydroLink® watering systems.

**GCAJW285-00-00 | \$36.99**

**NOTE:** No Deionizer needed with this.

## STEERING WHEELS



### Suede Series Steering Wheel Kit

Experience the Suede Series. This Yamaha-exclusive series offers each driver a premium wheel that is suede-wrapped, hand-stitched with custom-color thread, and finished with a contoured grip for the ultimate comfort and performance. Fits all 2019-2020 UMAX and UMAX Rally models.

1 Gray..... **GCA-J0E83-00-GY | \$132.99**

2 Black..... **GCA-J0E83-00-BK | \$132.99**

3 Black with Beige Top Marker ..... **GCA-J0E83-00-BG | \$132.99**



STEERING WHEELS



Vinyl/Suede Combination Steering Wheel Kit

Step up your steering game with our premium suede wrapped/perforated vinyl wheel with a contoured grip for the ultimate comfort and performance. Fits all 2019-2020 UMAX and UMAX Rally models.

GCA-J0E83-00-LT | \$139.99



Formula Steering Wheel Kits

Give your Yamaha that custom, racer edge with our Formula Steering Wheel Kits that have formula-one-inspired, styled wheels with complete step-by-step instructions for easy installation. Fits all 2019-2020 UMAX and UMAX Rally models.

- 1 Formula J Sport Wheel Kit ..... GCA-JW883-00-KT | \$149.99
- 2 Formula GT Wheel Kit ..... GCA-JW883-10-KT | \$160.99
- Steering Wheel Installation Kit Only (includes black aluminum hub and mounting bolts).... GCA-JW883-00-10 | \$39.99



STORAGE



UMAX Cargo Bed Box

You've got a long workday planned. Leave none of your essentials behind with our heavy-duty, durable cargo box that doubles as a non-insulated cooler featuring an integrated drain plug. You'll enjoy easy installation and optimum capacity while matching your UMAX's uniquely rugged style. Fits all 2019-2020 UMAX and UMAX Rally models.

J0G-F83P0-V0-00 | \$399.99



TOPS



UMAX Sun Top Kit

Guard yourself against the sun's glare, hanging brush, and other elements with the only sun top designed to completely match your UMAX in style and durability. Fits all 2019-2020 UMAX One/Two (with or without hard cab), UMAX Range Picker, UMAX (Standard) Bistro, and UMAX Rally One/Two models.

J0G-K84A0-V0-00 | \$469.98



TRIMS AND ACCENTS



Explorer Mirror by Assault Industries™

Expanding from the success of Yamaha's Assault Bomber Mirrors, we collaborated with Assault Industries™ to provide a mirror solution for all applications. This Explorer Mirror by Assault Industries™ was designed for the outdoor adventure seeker! These mirrors feature the greatest range of visibility. The housing is made from high-impact polymer for lightness and durability. Clamps below—sold separately—required for installation. Fits all 2019-2020 UMAX and UMAX Rally models.

ACC-MIREX-00-BK | \$179.99

**NOTE:** Requires Mounting Clamps by Assault Industries™ (ACC-CLAMP-15-01), sold separately.



Mounting Clamps by Assault Industries™

Use these simple-to-install, rugged military-grade constructed Mounting Clamps that have a fade-resistant e-coat black finish and is machined from 6061-T6 billet aluminum. Mounting Clamps are needed to install both the Bomber and Explorer Mirrors by Assault Industries™. Universal fit for round tube roof supports, pillars, or brush guards.

ACC-CLAMP-15-01 (1.5") | \$49.99

ACC-CLAMP-17-51 (1.75") | \$49.99

ACC-CLAMP-20-01 (2.0") | \$49.99



Heated Seat Cover

Experience the epitome of comfort during wintry weather with our renowned Viking® Side-by-Side model's Heated Seat Covers. Fits all 2019- UMAX and UMAX Rally models. Each cover is sold separately and requires a separately sold 12v Receptacle (ATV-12VPC-00-RC).

2PG-F470B-T0-00 | \$149.99

**NOTE:** The Heated Seat Cover is from Yamaha's Viking® utility Side-by-Side that includes three seats. When ordering for your UMAX, the set will include one seat bottom cover, one seat back cover, and one headrest cover.



WEATHER PROTECTION



UMAX Windshields

Completely redesigned and re-engineered to be the best in the industry. Made from polycarbonate for higher impact resistance, greater tensile, and more flexural strength and UV-resistance. The fold-down windshield has a flexible, industry-first mechanical hinge that has a chemically-bonded weld for superior strength. Press-in rubber latches for the top grip and bottom grip clips provide a more secure, yet quiet fit—and is effortless to store in the folded position. Fits all 2019-2020 UMAX, UMAX Rally, UMAX Range Picker, and UMAX Bistro (standard) models.

One-piece Clear .....	<b>J0G-K7200-V0-00</b>		<b>\$149.99</b>
One-piece Tinted.....	<b>J0G-K7200-T0-00</b>		<b>\$159.99</b> (NOT SHOWN)
Hinged Clear.....	<b>J0G-K7200-S0-00</b>		<b>\$179.99</b>
Hinged Tinted .....	<b>J0G-K7200-R0-00</b>		<b>\$199.99</b> (NOT SHOWN)
Fits 2019-2020 UMAX Bistro (Deluxe)			
One-piece Clear.....	<b>J3D-K7200-V0-00</b>		<b>\$159.99</b> (NOT SHOWN)





WHEELS AND TIRES



10" 12-Spoke J-Series Alloy Wheel Assembly

Give your Yamaha a classic edge with the 12-spoke J-Series direct replacement Alloy Wheel and Kenda Loadstar 205/65-10 DOT tire. Wheel assembly includes chrome center cap with Yamaha emblem, chrome lug nuts, chome valve stem cover and cap. Fits 2019-2020 UMAX One/Two (with or without hard cab) and UMAX Range Picker models.

- 1 Silver .....GCA-J0E51-00-SL | \$189.99
- 2 Black Machine .....GCA-J0E51-00-BM | \$189.99
- 3 All-Satin Black .....GCA-J0E51-00-SB | \$189.99
- 4 Gold Machine .....GCA-J0E51-00-GD | \$189.99 (NOT SHOWN)



10" 12-Spoke J-Series All-Terrain Alloy Wheel Assembly

Make going off-trail a breeze with this 12-Spoke J-Series All-Terrain, Alloy Wheel and Carlisle All-Trail II 20 x 10 x 10 all-terrain knobby tire that will enhance your Yamaha's traction and add to its ready-to-rumble appearance. Wheel assembly includes chrome center cap with Yamaha emblem, chrome lug nuts, chome valve stem cover and cap. Fits all 2019-2020 UMAX One/Two models.

- 1 Silver .....GCA-J2G51-00-SL | \$215.99
- 2 Black Machine .....GCA-J2G51-00-BM | \$215.99
- 3 All-Satin Black .....GCA-J2G51-00-SB | \$215.99
- 4 Gold Machine .....GCA-J0E51-00-GD | \$189.99 (NOT SHOWN)



10" Casino Alloy Wheel Assembly

Dress up your UMAX with our 10" Casino Alloy Wheel and Kenda Loadstar 205/65-10 DOT tire that daringly mixes stunning angles with finesse. Wheel assembly includes chrome center cap with Yamaha emblem, chrome lug nuts, chome valve stem cover and cap. Fits 2019-2020 UMAX One/Two (with or without hard cab) and UMAX Range Picker models.

- Silver .....GCA-JC352-00-SL | \$189.99
- Black Machine.....GCA-JC352-00-BK | \$189.99 (NOT SHOWN)

WHEELS AND TIRES



10" 14-Spoke P-Series Alloy Wheel

Elevate your Yamaha's style with our 10" 14-spoke wheel assembly featuring the Kenda Loadstar tire, a direct replacement to the OEM tire. Enjoy a plush ride with the larger sidewall tire combined with the legendary P-Series alloy wheel by Wheel Mate Products. Sold Individually. Fits 2019-2020 UMAX One/Two (with or without hard cab) and UMAX Range Picker models.

- Silver .....GCA-J0E51-10-SL | \$189.99



10" 16- Spoke V-Series PTV Alloy Wheel

V-Series alloy wheel assembly features the Kenda Loadstar tire, a direct replacement to the OEM tire. Amp up your Yamaha's modernized style and a plush ride with the larger sidewall tire. Combined with the all-new V-Series alloy wheel by Wheel Mate Products for the most comfortable drive of the day. Sold Individually. Fits 2019-2020 UMAX One/Two (with or without hard cab) and UMAX Range Picker models.

- Silver Machine.....GCA-J0E51-20-BM | \$189.99
- Black Machine.....GCA-J0E51-20-SL | \$189.99 (NOT SHOWN)







# PERFECT PROTECTION

Yamalube Quality Care Products



### Better Lubrication

At Yamaha, we have stringent lubrication standards for all of our vehicles—and other off-the-shelf oils just aren’t up to par. That’s why we created our own. Our factory-approved engine oils include unparalleled mineral base stocks and technologically superior additives, providing excellent protection that matches your engine’s demand.

### Better Protection

Yamalube Performance All-purpose Golf Car oil is available in the precise multi-grade viscosity recommended for your four-stroke Yamaha, and meets or exceeds all industry standards.

### Better For Your Yamaha

Protect your Yamaha from the wear and tear of nearly continuous use with Yamalube 10W-30 All-purpose Golf Car oil. It includes high-quality mineral base stocks and provides incredible film strength.

### For the Right Protection, the Pros Know Where to Go

Our UMAX vehicles work hard all day. You need protection that does too. Make sure your Yamaha is always up for the task with high-quality Yamalube Quality Care Products.

### Better Lubrication

At Yamaha, we have stringent lubrication standards for all of our vehicles—and other off-the-shelf oils just aren’t up to par. That’s why we created our own. Our factory-approved engine oils include unparalleled mineral base stocks and technologically superior additives, providing excellent protection that matches your engine’s demand.

### Better Protection

Yamalube Performance All-purpose Golf Car oil is available in the precise multi-grade viscosity recommended for your four-stroke Yamaha, and meets or exceeds all industry standards.

## QUALITY CARE PRODUCTS



1

### YamaClean® Pro-Wash Spray

YamaClean Pro-Wash Spray is biodegradable vehicle spray wash that removes grime and soil. Rinses clean and helps keep your vehicle looking new. The most effective way to remove grime, grease, and bugs from most surfaces.

- 32 OZ. BOTTLE  
ACC-YAMAC-PW-SP (QTY. 12\*) | \$9.95
- 1 GAL. BOTTLE  
ACC-YAMAC-PW-GL (QTY. 4\*) | \$29.95



2

### YamaCoat™ Plastic Coating

A high-quality plastic coating that helps maintain the color and surface finish of plastic for that elusive factory-finish look. The unique comfort tip gives an even spray on components to be treated. Once applied, wipe off with a clean, dry, cloth. Can also be left wet to help inhibit adhesion of mud and dirt for easy cleanup. Ideal for use on motocross and off-road motorcycles, ATVs, Side-by-Sides, and any other vehicles where plastic components are used.

- 10 OZ. CAN  
ACC-YAMAC-OA-TC (QTY. 12\*) | \$8.99



3

### YamaClean® Vinyl Dressing

This one-step formula restores and protects vinyl, rubber, plastics, and leather. When dry, it leaves a transparent and water-repellent gloss coating that isn’t slippery. Its UV protection also helps to prevent drying and cracking.

- 32 OZ. BOTTLE  
ACC-YAMAC-VN-DR (QTY. 12\*) | \$13.99



4

### Spray Polish & Instant Detailer

This quick detailer will restore a lustrous shine to paint, chrome, glass, and smooth plastics like visors, windshields, and gauges. Gives textured plastics, rubber, and vinyl a beautiful satin finish. Anti-static properties repel dust and dirt to keep that shine.

- 14 OZ. CAN  
ACC-SPRAY-PL-SH (QTY. 12\*) | \$6.99



Watch for the “Must Have” logo throughout the catalog. This symbol indicates essential, engineer-picked accessories that are key to building the ultimate Yamaha vehicle.

This document contains many of the valuable trademarks and service marks owned and used by Yamaha throughout the world. The document may also contain references to other company, brand, and product names that may be the trademarks/service marks of their respective owners. Unless noted otherwise, these company, brand, and product names are used herein for identification purposes only, and reference to any names, marks, products, or services of third parties do not constitute or imply endorsement, sponsorship, or recommendation of the third party or the product or services.





Others simply follow industry standards.  
WE PREFER TO SET THEM.

In the early 1960s Yamaha’s vehicles were dominating the motorsport game with top performance, but the quality lubrication required to foster that performance didn’t exist—essentially stifling the peak potential of Yamaha machines. Leo Lake, the National Service Manager for then Yamaha International Corporation, noticed and took action.

In 1967, after testing hundreds of lubrication combinations, Leo developed a blend that became the iconic Yamalube brand the world knows today.

Yamaha now warrants the use of Yamalube in all of its engines with the Yamalube Advantage™ engine lubrication limited warranty, covering 20 years or 5,000 hours or 100,000 miles (whichever comes first).

To date, Yamalube remains the only oil built around the stringent demands, operating characteristics, and applications of not only Yamaha engines, but all powersport engines. With over 50 years of success, we still strive to make the best even better.



## PERFORMANCE IN A BOTTLE

Reliability, dependability, and peace of mind.  
That’s what you’ll experience with Yamalube Advantage.

### Register your new Yamaha:

- At the same time as your purchase
- Before your first scheduled maintenance
- At your first scheduled maintenance

**PRO TIP!** Schedule your first maintenance when you purchase your new Yamaha. (One less thing to worry about).

**Qualifying Yamalube Oil:**  
10W-30 YAMALUBE FOR GOLF CARS  
**LUB-10W30-GG-12**

**Qualifying Yamalube Oil Change Kits:**  
YAMALUBE UMAX TUNE-UP KIT  
**LUB-GCUMX-MT-KT**

## TUNE-UP KITS



### Yamalube® UMAX Tune-Up Kit

Think your UMAX wants the same oil as a minivan? Give it the care only the most rugged utility car on the market deserves: Yamalube (an oil kit specifically crafted to support the UMAX’s performance, power, and versatility). Fits all UMAX EFI models.

- CONTAINS:
- Yamalube 10W-30 Mineral Oil (37.2 oz.)
  - Genuine Yamaha Air Filter (Qty. 1)
  - Genuine Yamaha Pre-Air Filter (Qty. 1)
  - NGK® Spark Plug (Qty. 1)
  - Drain Plug Gasket (Qty. 1)

**LUB-GCUMX-MT-KT | \$51.99**



### Fuel Med RX

Prevent fuel system corrosion, improve performance, and extend the life of your Yamaha by using Fuel Med RX. Routine use will fight back phase separation, moisture damage, dissolve gum, and varnish in your carburetion system—all while extending spark plug life. Universal fit.

3.2 OZ. BOTTLE (BLENDED)  
**ACC-FUELM-RX-04 (QTY. 48\*) | \$1.95**

16 OZ. BOTTLE (CONCENTRATED;  
CHAMBERED BOTTLE FOR EASY MEASURING)  
**ACC-FUELM-RX-16 (QTY. 12\*) | \$5.99**

**NOTE:** Use continuous treat rate if in-season fuel will sit in a tank for more than seven days. The storage treat rate keeps fuel fresh for up to one year.



### Engine Med RX

Empower your golf car with superior carbon deposit control, cleaning injectors, carburetors, intake valves and ports, and combustion chambers. Also protects fuel system metals from ethanol sulfate salt corrosion. Add it at every fill up to avoid unnecessary engine repairs due to poor quality gasand to keep your engine clean and running efficiently. Universal fit.

3.2 OZ. BOTTLE (BLENDED)  
**ACC-ENGIN-RX-04 (QTY. 48\*) | \$2.49**

16 OZ. BOTTLE (CONCENTRATED;  
CHAMBERED BOTTLE FOR EASY MEASURING)  
**ACC-ENGIN-RX-16 (QTY. 12\*) | \$23.99**



SPECIFICATIONS

UMAX ONE EFI

DIMENSIONS	
OVERALL LENGTH	111.45 in (283.1cm)
OVERALL HEIGHT (NO SUN TOP)	48.54 in (123.3cm)
OVERALL HEIGHT (WITH SUN TOP)	74.02 in (188 cm)
OVERALL WIDTH	49.33 in (125.3cm)
WHEELBASE	66.18 in (168.1cm)
FRONT WHEEL TREAD	39.96 in (101.5cm)
REAR WHEEL TREAD	40.19 in (102.1cm)
MINIMUM GROUND CLEARANCE	4.56 in (11.6cm)
DRY WEIGHT (WITH SUN TOP)	961.2 lb (436 kg)

GENERAL	
FUEL TANK CAPACITY	5.2 US GAL (20 LITERS)
TIRE SIZE	20x10-10 4-ply Monitor K389 (front) K500 (rear)
SEATING CAPACITY	Two persons
AVAILABLE MODEL COLORS	Glacier Metallic: Jasper, Carbon, Aqua Blue, Noble Orange, Evergreen
AVAILABLE SEAT COLORS	Black
AVAILABLE SUN TOP COLORS	Black
WARRANTY	Standard 2-year limited vehicle warranty

ENGINE / DRIVE TRAIN	
ENGINE TYPE	Yamaha built 402cc, Low Emission Single Cylinder 60deg Incline OHV
LUBRICATION SYSTEM	Splash-style positive oil lubrication
OIL CAPACITY	1.16 U.S. quart (1.1 liter, 1100cc), Yamalube 10W-30
AIR CLEANER	Two-stage, urethane-foam pre-cleaner, and high-capacity pleated paper cartridge
COOLING SYSTEM	Forced air
FUEL SYSTEM	Electronic fuel injection
STARTING SYSTEM	Starter generator with pedal start system
HORSEPOWER	3600 rpm (14.25 hp)

CHASSIS	
FRAME	HybriCore™ Chassis features a robotic welded automotive ladder-style steel frame protected with a multi-step full-immersion phosphate treatment, electro-deposition epoxy-based coating, and an electrostatic applied polyester/urethane powder topcoat
BODY	Custom-formulated thermoplastic olefin painted with a two-part top coat of high-luster automotive-grade polyurethane
STEERING	Self-compensating double reduction helical rack-and-pinion
FRONT SUSPENSION	Tru-Trak II™ fully independent automotive-style strut suspension
REAR SUSPENSION	Unit swing arm with DUAL RATE coil springs over hydraulic shock absorbers
BRAKES	Self-adjusting mechanical, rear wheel drum brakes
CARGO BED MAX LOAD	300 lb
ROLLING TRAILER MAX WEIGHT	800 lb
MAX TONGUE WEIGHT	100 lb
VEHICLE RATED CAPACITY	800 lb
CARGO BED DIMENSIONS	33.2" L x 45.9" W x 11.9" H

PERFORMANCE	
MAX FORWARD SPEED	19.5 mph (31.4 km/h)
MAX REVERSE SPEED	17.5 mph (28 km/h)
MINIMUM TURNING RADIUS	3.48 m
G.V.W.	1,708 lb

UMAX TWO EFI

DIMENSIONS	
OVERALL LENGTH	119.37 in (303.2cm)
OVERALL HEIGHT (NO SUN TOP)	48.54 in (123.3cm)
OVERALL HEIGHT (WITH SUN TOP)	74.02 in (188 cm)
OVERALL WIDTH	49.33 in (125.3cm)
WHEELBASE	77.2 in (196.1cm)
FRONT WHEEL TREAD	40.27 in (102.3cm)
REAR WHEEL TREAD	40.19 in (102.1cm)
MINIMUM GROUND CLEARANCE	4.52 in (11.5cm)
DRY WEIGHT (WITH SUN TOP)	1031.8 lb (468 kg)

GENERAL	
FUEL TANK CAPACITY	5.2 US GAL (20 LITERS)
TIRE SIZE	20x10-10 4-ply Monitor K389 (front) K500 (rear)
SEATING CAPACITY	Two persons
AVAILABLE MODEL COLORS	Glacier Metallic: Jasper, Carbon, Aqua Blue, Noble Orange, Evergreen
AVAILABLE SEAT COLORS	Black
AVAILABLE SUN TOP COLORS	Black
WARRANTY	Standard 2-year limited vehicle warranty

ENGINE / DRIVE TRAIN	
ENGINE TYPE	Yamaha built 402cc, Low Emission Single Cylinder 60deg Incline OHV
LUBRICATION SYSTEM	Splash-style positive oil lubrication
OIL CAPACITY	1.16 U.S. quart (1.1 liter, 1100cc), Yamalube 10W-30
AIR CLEANER	Two-stage, urethane-foam pre-cleaner, and high-capacity pleated paper cartridge
COOLING SYSTEM	Forced air
FUEL SYSTEM	Electronic fuel injection
STARTING SYSTEM	Starter generator with pedal start system
HORSEPOWER	3600 rpm (14.25 hp)

CHASSIS	
FRAME	HybriCore™ Chassis features a robotic welded automotive ladder-style steel frame protected with a multi-step full-immersion phosphate treatment, electro-deposition epoxy-based coating, and an electrostatic applied polyester/urethane powder topcoat
BODY	Custom-formulated thermoplastic olefin painted with a two-part top coat of high-luster automotive-grade polyurethane
STEERING	Self-compensating double reduction helical rack-and-pinion
FRONT SUSPENSION	Tru-Trak II™ fully independent automotive-style strut suspension
REAR SUSPENSION	Unit swing arm with DUAL RATE coil springs over hydraulic shock absorbers
BRAKES	Self-adjusting mechanical, front and rear wheel drum brakes
CARGO BED MAX LOAD	800 lb
ROLLING TRAILER MAX WEIGHT	1,200 lb
MAX TONGUE WEIGHT	150 lb
VEHICLE RATED CAPACITY	1,500 lb
CARGO BED DIMENSIONS	41.1" L x 45.9" W x 11.9" H

PERFORMANCE	
MAX FORWARD SPEED	19.5 mph (31.4 km/h)
MAX REVERSE SPEED	17.5 mph (28 km/h)
MINIMUM TURNING RADIUS	3.98 m
G.V.W.	2,533 lb

UMAX TWO AC

DIMENSIONS	
OVERALL LENGTH	119.37 in (303.2cm)
OVERALL HEIGHT (NO SUN TOP)	48.54 in (123.3cm)
OVERALL HEIGHT (WITH SUN TOP)	74.02 in (188 cm)
OVERALL WIDTH	49.33 in (125.3cm)
WHEELBASE	77.2 in (196.1cm)
FRONT WHEEL TREAD	40.27 in (102.3cm)
REAR WHEEL TREAD	40.19 in (102.1cm)
MINIMUM GROUND CLEARANCE	4.52 in (11.5cm)
DRY WEIGHT (WITH SUN TOP)	945.8 lb (429 kg)

GENERAL	
TIRE SIZE	20x10-10 4-ply Monitor K389 (front) K500 (rear)
SEATING CAPACITY	Two persons
AVAILABLE MODEL COLORS	Glacier Metallic: Jasper, Carbon, Aqua Blue, Noble Orange, Evergreen
AVAILABLE SEAT COLORS	Black
AVAILABLE SUN TOP COLORS	Black
WARRANTY	Standard 2-year limited vehicle warranty

ENGINE / DRIVE TRAIN	
MOTOR	48-volt AC
OUTPUT RATING	6.7 hp (5.0 kW)
MOTOR CONTROL UNIT	NEOS 350 amp AC controller by Toyota Industries Corporation
BATTERIES	Eight 6-volt Trojan T-105 Batteries

CHASSIS	
FRAME	HybriCore™ Chassis features a robotic welded automotive ladder-style steel frame protected with a multi-step full-immersion phosphate treatment, electro-deposition epoxy-based coating, and an electrostatic applied polyester/urethane powder topcoat
BODY	Custom-formulated thermoplastic olefin painted with a two-part top coat of high-luster automotive-grade polyurethane
STEERING	Self-compensating double reduction helical rack-and-pinion
FRONT SUSPENSION	Tru-Trak II™ fully independent automotive-style strut suspension
REAR SUSPENSION	Unit swing arm with DUAL RATE coil springs over hydraulic shock absorbers
BRAKES	Self-adjusting mechanical, front and rear wheel drum brakes
CARGO BED MAX LOAD	800 lb
ROLLING TRAILER MAX WEIGHT	1,500 lb
MAX TONGUE WEIGHT	150 lb
VEHICLE RATED CAPACITY	1,500 lb
CARGO BED DIMENSIONS	41.1" L x 45.9" W x 11.9" H

PERFORMANCE	
MAX FORWARD SPEED	19.5 mph (31.4 km/h)
MAX REVERSE SPEED	6.2 mph (10 km/h)
MINIMUM TURNING RADIUS	3.98 m
G.V.W.	2,910 lb

Specifications subject to change without notice.

UMAX BISTRO

DIMENSIONS	
OVERALL LENGTH	127.60 in (324.1cm)
OVERALL HEIGHT (NO SUN TOP)	48.54 in (123.3cm)
OVERALL HEIGHT (WITH SUN TOP)	74.02 in (188 cm)
OVERALL WIDTH	49.5 in (125.7cm)
WHEELBASE	77.2 in (196.1cm)
FRONT WHEEL TREAD	40.27 in (102.3cm)
REAR WHEEL TREAD	40.19 in (102.1cm)
MINIMUM GROUND CLEARANCE	4.52 in (11.5cm)
DRY WEIGHT (WITH SUN TOP)	1037.3 lb (470.5 kg)

GENERAL	
TIRE SIZE	20x10-10 6-ply Kenda K389 (front) K500 (rear)
SEATING CAPACITY	Two persons
AVAILABLE MODEL COLORS	Glacier Metallic: Jasper, Carbon, Aqua Blue, Noble Orange, Evergreen
AVAILABLE SEAT COLORS	Black
AVAILABLE SUN TOP COLORS	Black
WARRANTY	Standard 2-year limited vehicle warranty

ENGINE / DRIVE TRAIN	
ENGINE TYPE	Yamaha built 402cc, Low Emission Single Cylinder 60deg Incline OHV
LUBRICATION SYSTEM	Splash-style positive oil lubrication
OIL CAPACITY	1.16 U.S. quart (1.1 liter, 1100cc), Yamalube 10W-30
AIR CLEANER	Two-stage, urethane-foam pre-cleaner, and high-capacity pleated paper cartridge
COOLING SYSTEM	Forced air
FUEL SYSTEM	Electronic fuel injection
STARTING SYSTEM	Starter generator with pedal start system
HORSEPOWER	3600 rpm (14.25 hp)

CHASSIS	
FRAME	HybriCore™ Chassis features a robotic welded automotive ladder-style steel frame protected with a multi-step full-immersion phosphate treatment, electro-deposition epoxy-based coating, and an electrostatic applied polyester/urethane powder topcoat
BODY	Custom-formulated thermoplastic olefin painted with a two-part top coat of high-luster automotive-grade polyurethane
STEERING	Self-compensating double reduction helical rack-and-pinion
FRONT SUSPENSION	Tru-Trak II™ fully independent automotive-style strut suspension
REAR SUSPENSION	Unit swing arm with eavy duty coil springs over hydraulic shock absorbers
BRAKES	Self-adjusting mechanical, front and rear wheel drum brakes
CARGO BED MAX LOAD	800 lb
ROLLING TRAILER MAX WEIGHT	1,200 lb
MAX TONGUE WEIGHT	150 lb
VEHICLE RATED CAPACITY	1,500 lb
COLD STORAGE DIMENSIONS	39.2" L x 47.5" W x 15.25" H

PERFORMANCE	
MAX FORWARD SPEED	19.5 mph (31.4 km/h)
MAX REVERSE SPEED	17.5 mph (28 km/h)
MINIMUM TURNING RADIUS	3.98 m
G.V.W.	1,995 lb (Standard)



UMAX ONE RALLY EFI

<b>DIMENSIONS</b>	
OVERALL LENGTH	114.6 in (291.2 cm)
OVERALL HEIGHT (NO SUN TOP)	50.70 in (128.8cm)
OVERALL HEIGHT (WITH SUN TOP)	74.02 in (188 cm)
OVERALL WIDTH	53.54 in (136cm)
WHEELBASE	66.3 in (168.3 cm)
FRONT WHEEL TREAD	40.9 in (104.0 cm)
REAR WHEEL TREAD	41.3 in (104.8 cm)
MINIMUM GROUND CLEARANCE	6.0 in (15.2 cm)
DRY WEIGHT (WITH SUN TOP)	999.8 lb (453.5 kg)

<b>GENERAL</b>	
FUEL TANK CAPACITY	5.2 US GAL (20 LITERS)
TIRE SIZE	23x10.5-12 4-ply Monitor K389 (front) K500 (rear)
SEATING CAPACITY	Two persons
AVAILABLE MODEL COLORS	Glacier Metallic: Jasper, Carbon, Aqua Blue, Noble Orange, Evergreen
AVAILABLE SEAT COLORS	Black
AVAILABLE SUN TOP COLORS	Black
WARRANTY	Standard 2-year limited vehicle warranty

<b>ENGINE / DRIVE TRAIN</b>	
ENGINE TYPE	Yamaha built 402cc, Low Emission Single Cylinder 60deg Incline OHV
LUBRICATION SYSTEM	Splash-style positive oil lubrication
OIL CAPACITY	1.16 U.S. quart (1.1 liter, 1100cc), Yamalube 10W-30
AIR CLEANER	Two-stage, urethane-foam pre-cleaner, and high-capacity pleated paper cartridge
COOLING SYSTEM	Forced air
FUEL SYSTEM	Electronic fuel injection
STARTING SYSTEM	Starter generator with pedal start system
GROSS HORSEPOWER	3600 rpm (14.25 hp)

<b>CHASSIS</b>	
FRAME	HybriCore™ Chassis features a robotic welded automotive ladder-style steel frame protected with a multi-step full-immersion phosphate treatment, electro-deposition epoxy-based coating, and an electrostatic applied polyester/urethane powder topcoat
BODY	Custom-formulated thermoplastic olefin painted with a two-part top coat of high-luster automotive-grade polyurethane
STEERING	Self-compensating double reduction helical rack-and-pinion
FRONT SUSPENSION	Tru-Trak II™ fully independent automotive-style strut suspension
REAR SUSPENSION	Unit swing arm with DUAL RATE coil springs over hydraulic shock absorbers
BRAKES	Self-adjusting mechanical, rear wheel drum brakes
CARGO BED MAX LOAD	300 lb
ROLLING TRAILER MAX WEIGHT	800 lb
MAX TONGUE WEIGHT	100 lb
VEHICLE RATED CAPACITY (PASSENGER(S), CARGO, SUN TOP, ACCESSORIES AND TORQUE)	700 lb
CARGO BED DIMENSIONS	32.8" L x 45.9" W x 11.9" H
<b>PERFORMANCE</b>	
MAX FORWARD SPEED	19.5 mph (31.4 km/h)
MINIMUM TURNING RADIUS	3.48m

UMAX TWO RALLY EFI

<b>DIMENSIONS</b>	
OVERALL LENGTH	122.6 in (311.3 cm)
OVERALL HEIGHT (NO SUN TOP)	50.70 in (128.8cm)
OVERALL HEIGHT (WITH SUN TOP)	74.02 in (188 cm)
OVERALL WIDTH	53.54 in (136cm)
WHEELBASE	77.3 in (196.3 cm)
FRONT WHEEL TREAD	41.3 in (104.8 cm)
REAR WHEEL TREAD	41.3 in (104.8 cm)
MINIMUM GROUND CLEARANCE	6.0 in (15.2 cm)
DRY WEIGHT (WITH SUN TOP)	1070.3 lb (485.5 kg)

<b>GENERAL</b>	
FUEL TANK CAPACITY	5.2 US GAL (20 LITERS)
TIRE SIZE	23x10.5-12 4-ply Monitor K389 (front) K500 (rear)
SEATING CAPACITY	Two persons
AVAILABLE MODEL COLORS	Glacier Metallic: Jasper, Carbon, Aqua Blue, Noble Orange, Evergreen
AVAILABLE SEAT COLORS	Black
AVAILABLE SUN TOP COLORS	Black
WARRANTY	Standard 2-year limited vehicle warranty

<b>ENGINE / DRIVE TRAIN</b>	
ENGINE TYPE	Yamaha built 402cc, Low Emission Single Cylinder 60deg Incline OHV
LUBRICATION SYSTEM	Splash-style positive oil lubrication
OIL CAPACITY	1.16 U.S. quart (1.1 liter, 1100cc), Yamalube 10W-30
AIR CLEANER	Two-stage, urethane-foam pre-cleaner, and high-capacity pleated paper cartridge
COOLING SYSTEM	Forced air
FUEL SYSTEM	Electronic fuel injection
STARTING SYSTEM	Starter generator with pedal start system
GROSS HORSEPOWER	3600 rpm (14.25 hp)

<b>CHASSIS</b>	
FRAME	HybriCore™ Chassis features a robotic welded automotive ladder-style steel frame protected with a multi-step full-immersion phosphate treatment, electro-deposition epoxy-based coating, and an electrostatic applied polyester/urethane powder topcoat
BODY	Custom-formulated thermoplastic olefin painted with a two-part top coat of high-luster automotive-grade polyurethane
STEERING	Self-compensating double reduction helical rack-and-pinion
FRONT SUSPENSION	Tru-Trak II™ fully independent automotive-style strut suspension
REAR SUSPENSION	Unit swing arm with DUAL RATE coil springs over hydraulic shock absorbers
BRAKES	Self-adjusting mechanical, front and rear wheel drum brakes
CARGO BED MAX LOAD	800 lb
ROLLING TRAILER MAX WEIGHT	1,500 lb
MAX TONGUE WEIGHT	150 lb
VEHICLE RATED CAPACITY (PASSENGER(S), CARGO, SUN TOP, ACCESSORIES AND TORQUE)	1,200 lb
CARGO BED DIMENSIONS	41.1" L x 45.9" W x 11.9" H

UMAX TWO RALLY AC

<b>DIMENSIONS</b>	
OVERALL LENGTH	122.6 in (311.3 cm)
OVERALL HEIGHT (NO SUN TOP)	50.70 in (128.8cm)
OVERALL HEIGHT (WITH SUN TOP)	74.02 in (188 cm)
OVERALL WIDTH	53.54 in (136cm)
WHEELBASE	77.3 in (196.3 cm))
FRONT WHEEL TREAD	41.3 in (104.8 cm)
REAR WHEEL TREAD	41.3 in (104.8 cm)
MINIMUM GROUND CLEARANCE	6.0 in (15.2 cm)
DRY WEIGHT (WITH SUN TOP)	984.4 (446.5 kg)

<b>GENERAL</b>	
TIRE SIZE	23x10.5-12 4-ply Monitor K389 (front) K500 (rear)
SEATING CAPACITY	Two persons
AVAILABLE MODEL COLORS	Glacier Metallic: Jasper, Carbon, Aqua Blue, Noble Orange, Evergreen
AVAILABLE SEAT COLORS	Black
AVAILABLE SUN TOP COLORS	Black
WARRANTY	Standard 2-year limited vehicle warranty

<b>ENGINE / DRIVE TRAIN</b>	
MOTOR	48-volt AC
OUTPUT RATING	6.7 hp (5.0 kW)
MOTOR CONTROL UNIT	NEOS 350 amp AC controller by Toyota Industries Corporation
BATTERIES	Eight 6-volt Trojan T-105 Batteries

CHASSIS	
FRAME	HybriCore™ Chassis features a robotic welded automotive ladder-style steel frame protected with a multi-step full-immersion phosphate treatment, electro-deposition epoxy-based coating, and an electrostatic applied polyester/urethane powder topcoat
BODY	Custom-formulated thermoplastic olefin painted with a two-part top coat of high-luster automotive-grade polyurethane
STEERING	Self-compensating double reduction helical rack-and-pinion
FRONT SUSPENSION	Tru-Trak II™ fully independent automotive-style strut suspension
REAR SUSPENSION	Unit swing arm with DUAL RATE coil springs over hydraulic shock absorbers
BRAKES	Self-adjusting mechanical, front and rear wheel drum brakes
CARGO BED MAX LOAD	800 lb
ROLLING TRAILER MAX WEIGHT	1,500 lb
MAX TONGUE WEIGHT	150 lb
VEHICLE RATED CAPACITY (PASSENGER(S), CARGO, SUN TOP, ACCESSORIES AND TORQUE)	1,200 lb
CARGO BED DIMENSIONS	41.1" L x 45.9" W x 11.9" H

<b>PERFORMANCE</b>	
MAX FORWARD SPEED	19.5 mph (31.4 km/h)
MAX REVERSE SPEED	6.2 mph (10 km/h)
MINIMUM TURNING RADIUS	3.98 m

UMAX RALLY2+2 EFI

<b>DIMENSIONS</b>	
OVERALL LENGTH	134.37 in (341.3cm)
OVERALL HEIGHT (NO SUN TOP)	57.48 in (146cm)
OVERALL HEIGHT (WITH SUN TOP)	77.20 in (196.1cm)
OVERALL WIDTH	53.54 in (136cm)
WHEELBASE	77.28 in (196.3cm)
FRONT WHEEL TREAD	41.26 in (104.8cm)
REAR WHEEL TREAD	41.26 in (104.8cm)
MINIMUM GROUND CLEARANCE	5.94 in (15.1cm)
DRY WEIGHT (WITH SUN TOP)	1321 lb (599 kg)

<b>GENERAL</b>	
FUEL TANK CAPACITY	5.2 US GAL (20 LITERS)
TIRE SIZE	23x10.5-12 4-ply Monitor K389 (front) K500 (rear)
SEATING CAPACITY	Four persons
AVAILABLE MODEL COLORS	Glacier Metallic: Jasper, Carbon, Aqua Blue, Noble Orange, Evergreen
AVAILABLE SEAT COLORS	Black
AVAILABLE SUNTOP COLORS	Black
WARRANTY	Standard 2-year limited vehicle warranty

<b>ENGINE / DRIVE TRAIN</b>	
ENGINE TYPE	Yamaha built 402cc, Low Emission Single Cylinder 60° Incline OHV
LUBRICATION SYSTEM	Splash-style positive oil lubrication
OIL CAPACITY	1.16 U.S. quart (1.1 liter, 1100cc), Yamalube 10W-30
AIR CLEANER	Two-stage, urethane-foam pre-cleaner, and high-capacity pleated paper cartridge
COOLING SYSTEM	Forced air
FUEL SYSTEM	Electronic fuel injection
STARTING SYSTEM	Starter generator with pedal start system
HORSEPOWER	3600 rpm (12.67 hp)

CHASSIS	
FRAME	HybriCore™ Chassis features a robotic welded automotive ladder-style steel frame protected with a multi-step full-immersion phosphate treatment, electro-deposition epoxy-based coating, and an electrostatic applied polyester/urethane powder topcoat
BODY	Custom-formulated thermoplastic olefin painted with a two-part top coat of high-luster automotive-grade polyurethane
STEERING	Self-compensating double reduction helical rack-and-pinion
FRONT SUSPENSION	Tru-Trak II™ fully independent automotive-style strut suspension
REAR SUSPENSION	Unit swing arm with DUAL RATE coil springs over hydraulic shock absorbers
BRAKES	Mechanical, 4-wheel drum
FLIP-SEAT CARGO MAX LOAD	250 lb
MAXIMUM COMBINED LOAD WITH TWO PASSENGERS AND CARGO	400 lb
VEHICLE RATED CAPACITY	1,000 lb

<b>PERFORMANCE</b>	
MAX FORWARD SPEED	15 mph (24.1 km/h)
MAX REVERSE SPEED	15 mph (24.1 km/h)
MINIMUM TURNING RADIUS	3.98m
G.V.W.	2,345 lb



UMAX RALLY 2+2 AC

DIMENSIONS

OVERALL LENGTH	134.37 in (341.3 cm)
OVERALL HEIGHT (NO SUN TOP)	57.48 in (146cm)
OVERALL HEIGHT (WITH SUN TOP)	77.20 in (196.1cm)
OVERALL WIDTH	53.54 in (136cm)
WHEELBASE	77.28 in (196.3cm)
FRONT WHEEL TREAD	41.26 in (104.8cm)
REAR WHEEL TREAD	41.26 in (104.8cm)
MINIMUM GROUND CLEARANCE	5.98 in (15.2cm)
DRY WEIGHT (WITH SUN TOP)	1212 lb (550 kg)

GENERAL

TIRE SIZE	23x10.5-12 4-ply Monitor K389 (front) K500 (rear)
SEATING CAPACITY	Four persons
AVAILABLE MODEL COLORS	Glacier Metallic, Jasper, Carbon, Aqua Blue, Noble Orange, Evergreen
AVAILABLE SEAT COLORS	Black
AVAILABLE SUNTOP COLORS	Black
WARRANTY	Standard 2-year limited vehicle warranty

ENGINE / DRIVE TRAIN

MOTOR	48-volt AC
OUTPUT RATING	6.7 hp (5.0 kW)
MOTOR CONTROL UNIT	NEOS 350 amp AC controller by Toyota Industries Corporation
BATTERIES	Standard: Eight 6-volt Trojan T-105 Batteries

CHASSIS

FRAME	HybriCore™ Chassis features a robotic welded automotive ladder-style steel frame protected with a multi-step full-immersion phosphate treatment, electro-deposition epoxy-based coating, and an electrostatic applied polyester/urethane powder topcoat
BODY	Custom-formulated thermoplastic olefin painted with a two-part top coat of high-luster automotive-grade polyurethane
STEERING	Self-compensating double reduction helical rack-and-pinion
FRONT SUSPENSION	Tru-Trak II™ fully independent automotive-style strut suspension
REAR SUSPENSION	Unit swing arm with DUAL RATE coil springs over hydraulic shock absorbers
BRAKES	Mechanical, 4-wheel drum
FLIP-SEAT CARGO MAX LOAD	250 lb
ROLLING TRAILER MAX WEIGHT	1,200 lb
MAXIMUM COMBINED LOAD WITH TWO PASSENGERS AND CARGO	400 lb
VEHICLE RATED CAPACITY	1,000 lb
CARGO BED DIMENSIONS	41.1" L x 45.9" W x 11.9" H

PERFORMANCE

MAX FORWARD SPEED	15 mph (24.1 km/h)
MAX REVERSE SPEED	6.2 mph (10 km/h)
MINIMUM TURNING RADIUS	3.98m
G.V.W.	2,717 lb







1270 Chastain Road NW,  
Kennesaw, Georgia 30144  
1.866.747.4027 | YamahaGolfCar.com



THE EASY CHOICE